

Note 1: Do NOT overload trucks to prevent rutting unimproved access road.



LEBLANC ELEMENTARY SCHOOL
 4511 E La Highway 338
 Abbeville, LA 70510
 (337) 937-8110



Mike LeBlanc, AICP
 Town & County Planning
 PO Box 60444
 Lafayette, LA 70596
 (337) 534-9930



LEBLANC ELEMENTARY SCHOOL

Petanque Courts
 Aerial Photo - Site Access

SHEET

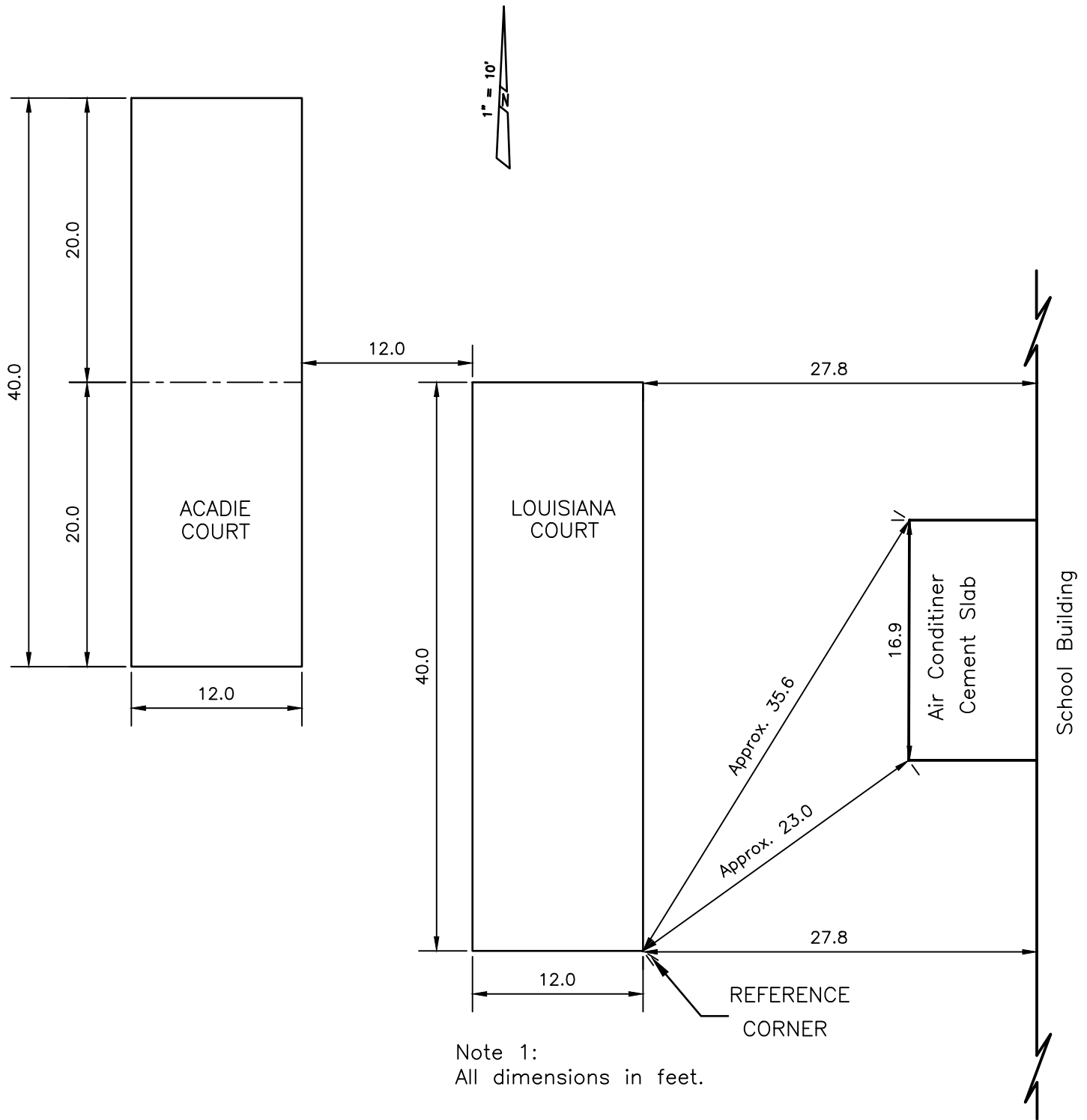
1/5

Dwg: Mike LeBlanc, AICP

Date: 1/18/2021

Plan: Mike LeBlanc, AICP

File: LeBlanc_Elem_Petanq_Crts_4x0



LEBLANC ELEMENTARY SCHOOL
 4511 E La Highway 338
 Abbeville, LA 70510
 (337) 937-8110



Mike LeBlanc, AICP
 Town & County Planning
 PO Box 60444
 Lafayette, LA 70596
 (337) 534-9930



LEBLANC ELEMENTARY SCHOOL

Petanque Courts
 Location of Reference Corner

SHEET

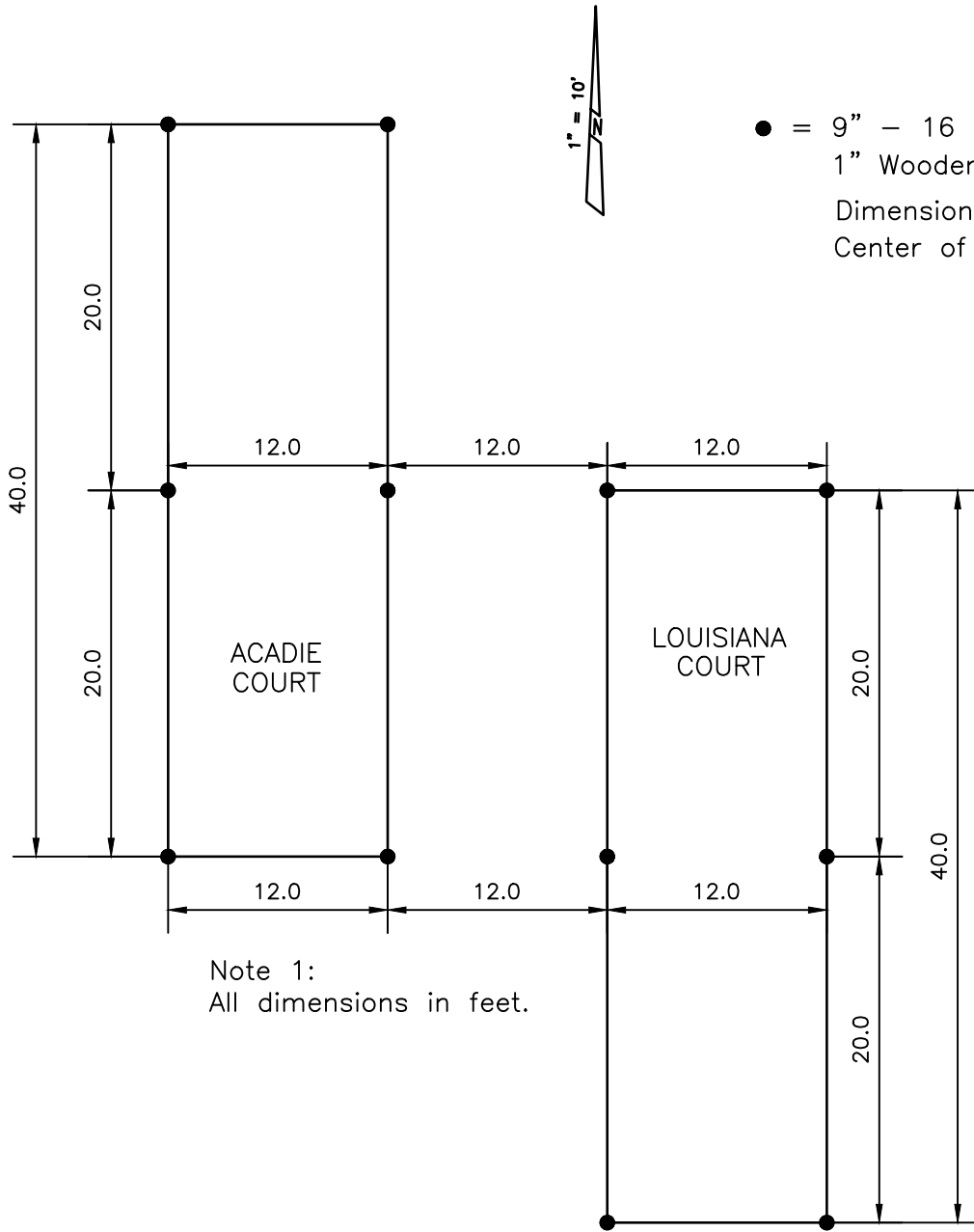
2/5

Dwg: Mike LeBlanc, AICP

Date: 1/18/2021

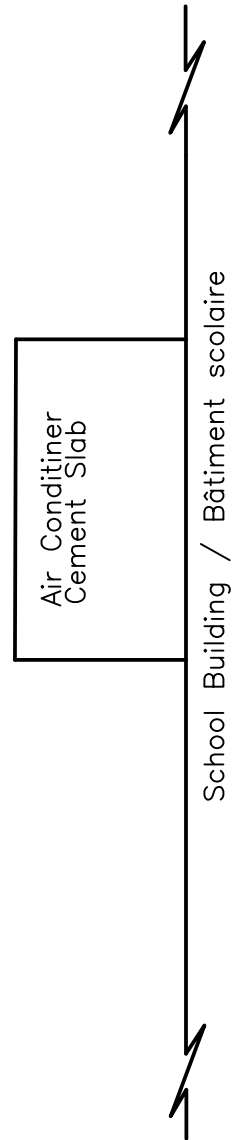
Plan: Mike LeBlanc, AICP

File: LeBlanc_Elem_Petanq_Crts_4x0



● = 9" - 16 Penny Nail
 1" Wooden Peg Adjacent
 Dimensions Approx. to
 Center of Nail Head

Note 1:
 All dimensions in feet.



LEBLANC ELEMENTARY SCHOOL
 4511 E La Highway 338
 Abbeville, LA 70510
 (337) 937-8110



LEBLANC ELEMENTARY SCHOOL

SHEET

Petanque Courts
 Court Layout Marked by Nails

3
 /
 5

Mike LeBlanc, AICP
 Town & County Planning
 PO Box 60444
 Lafayette, LA 70596
 (337) 534-9930






Dwg: Mike LeBlanc, AICP

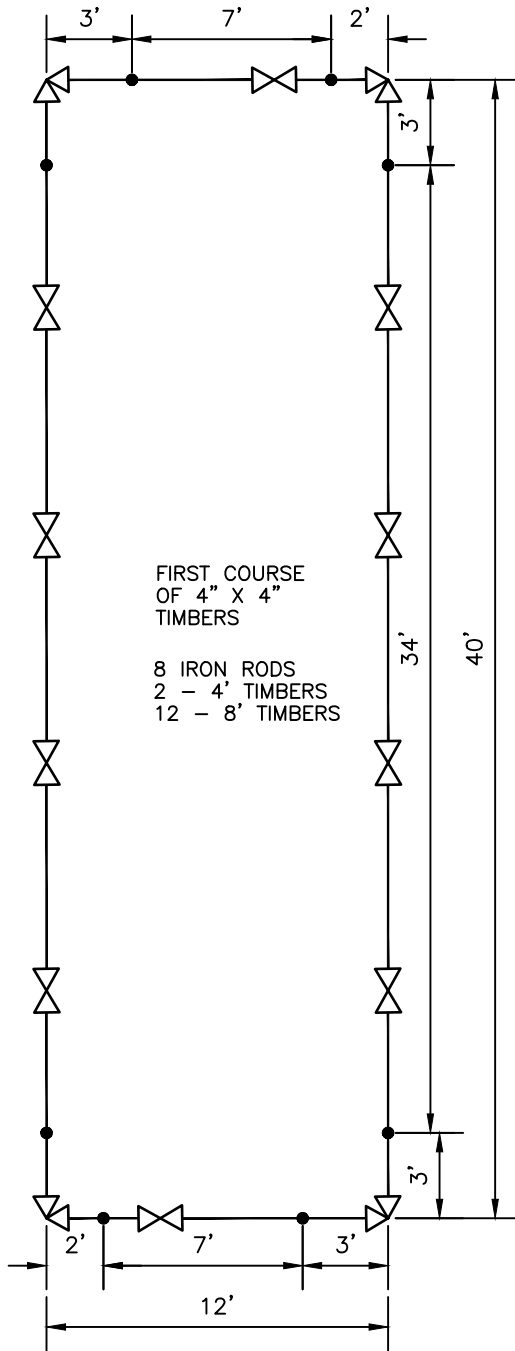
Date: 1/18/2021

Plan: Mike LeBlanc, AICP

File: LeBlanc_Elem_Petanq_Crts_4x0

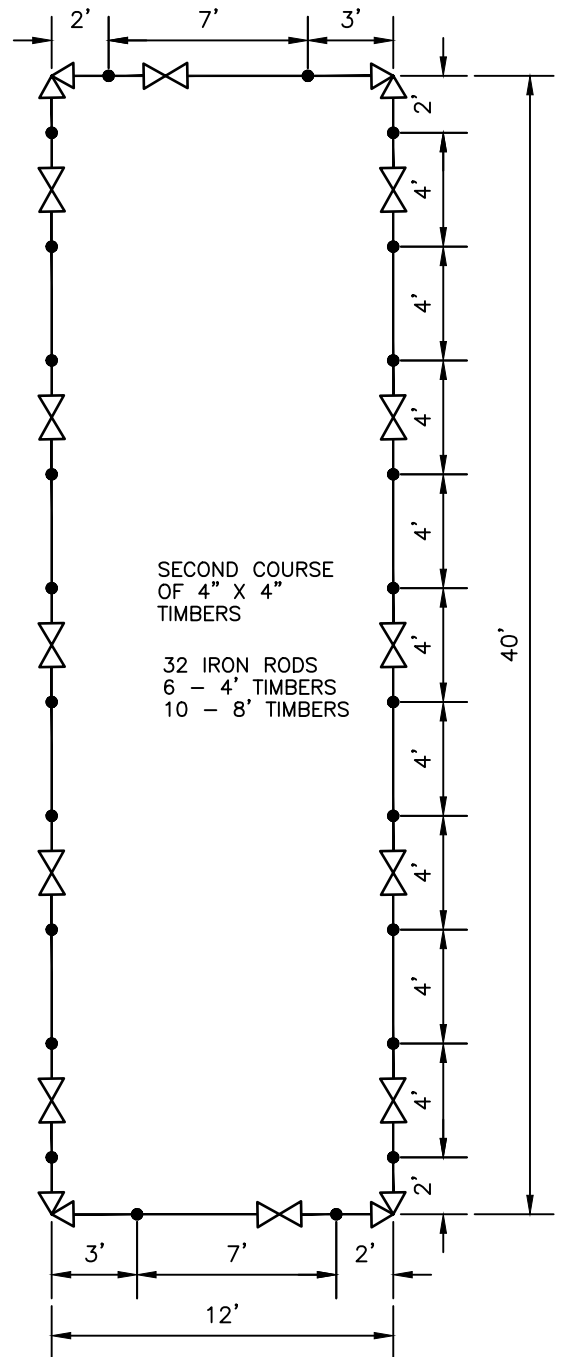
LEGEND

-  = 4" x 4" TIMBER - 8' LONG
-  = 4" x 4" TIMBER - 4' LONG
-  = 1/2" SMOOTH IRON ROD



FIRST COURSE
OF 4" X 4"
TIMBERS

8 IRON RODS
2 - 4' TIMBERS
12 - 8' TIMBERS



SECOND COURSE
OF 4" X 4"
TIMBERS

32 IRON RODS
6 - 4' TIMBERS
10 - 8' TIMBERS

LEBLANC ELEMENTARY SCHOOL
4511 E La Highway 338
Abbeville, LA 70510
(337) 937-8110



LEBLANC ELEMENTARY SCHOOL

SHEET

Petanque Courts
Court Layout - Iron Rod Location

4
5

Mike LeBlanc, AICP
Town & County Planning
PO Box 60444
Lafayette, LA 70596
(337) 534-9930



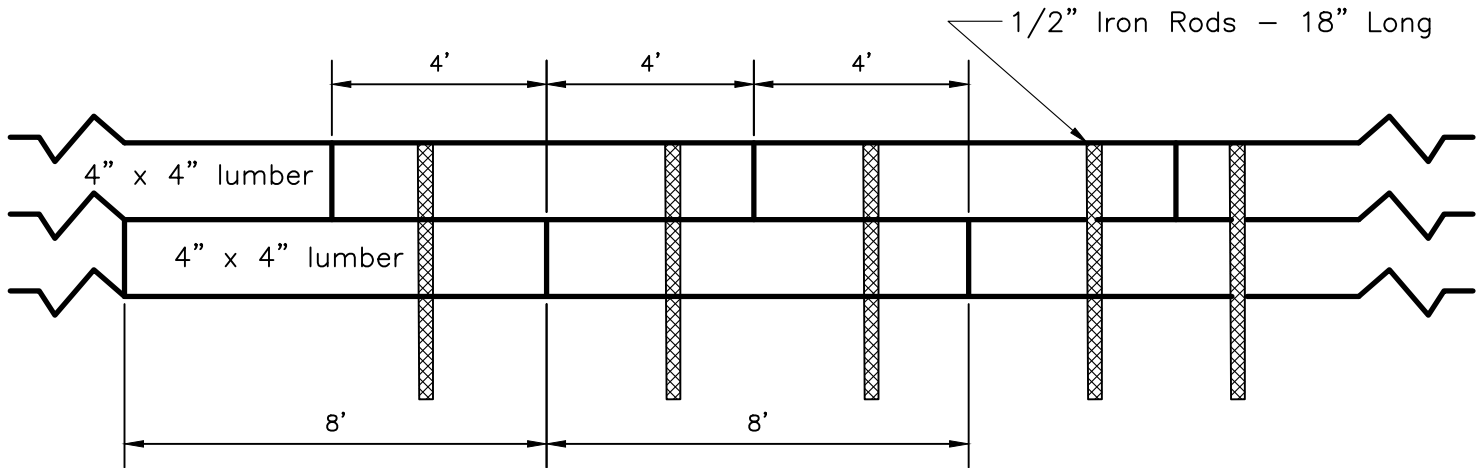
Dwg: Mike LeBlanc, AICP

Date: 1/18/2021

Plan: Mike LeBlanc, AICP

File: LeBlanc_Elem_Petanq_Crts_4x0

CROSS - SECTION #1 - WOODEN BARRIERS
NOT TO SCALE



Note 1: Placement of timbers and iron rods

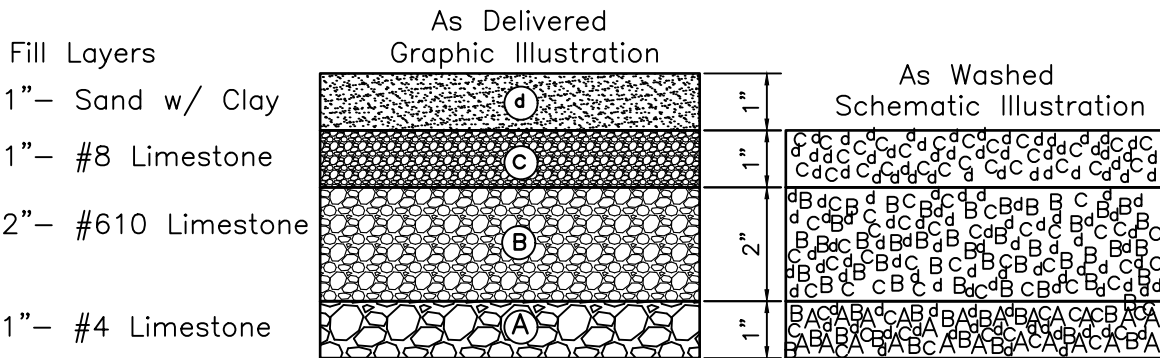
Step 1: Layout timber courses and iron rods as shown on Sheet 4/5.

Step 2: Stagger Joints between courses every 4' except as noted on Sheet 4/5.

Step 3: Pre-drill timbers with 1/2" holes using 7 amp electric drill.

Step 4: Use 1 lb maul to drive iron rods flush with timber tops.

CROSS - SECTION #2 - LIMESTONE FILL
NOT TO SCALE



Note 2: Placement of Gravel Layers

Step 1: Cover inside wood frame with landscape cloth with pins.

Step 2: Divide each load of fill layer between the two courts.

Step 3: Rake each fill layer evenly.

Step 4: Wash with water hose after delivery of fill layers B, C, & D.

Step 5: Wash each upper layer to fill spaces between lower layers.

LEBLANC ELEMENTARY SCHOOL
4511 E La Highway 338
Abbeville, LA 70510
(337) 937-8110



LEBLANC ELEMENTARY SCHOOL

SHEET

Petanque Courts

5/5

Cross Sections: Timber & Fill

Mike LeBlanc, AICP
Town & County Planning
PO Box 60444
Lafayette, LA 70596
(337) 534-9930



Dwg: Mike LeBlanc, AICP

Date: 10/19/2020

Plan: Mike LeBlanc, AICP

File: LeBlanc_Elem_Petanq_Crts_4x0